

Life just got even more comfortable.



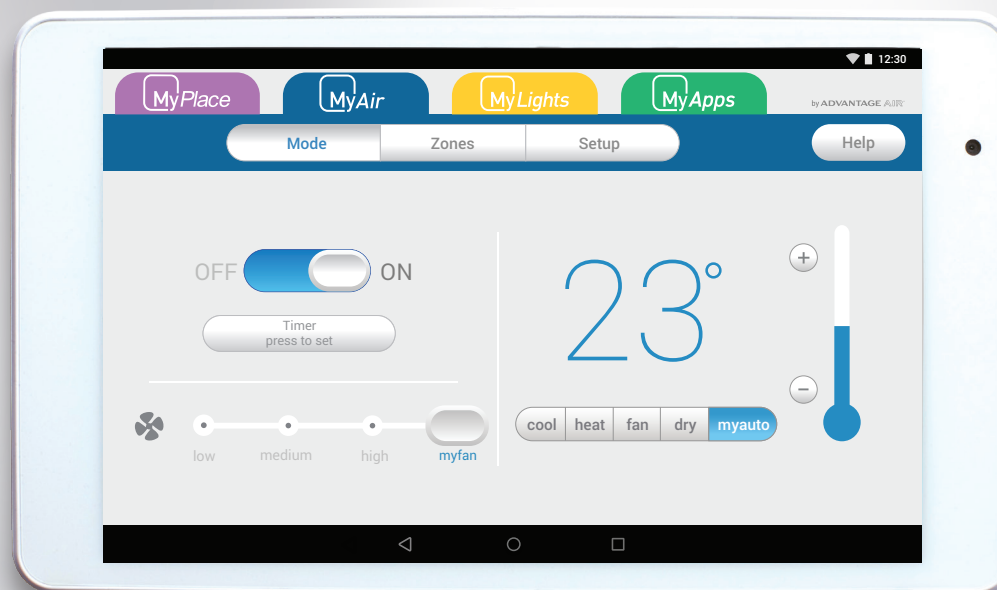
Ducted Air-Conditioning with Touchscreen



ADVANTAGE AIR®

# How MyAir makes home the ultimate comfort zone.

Comfort is feeling totally in control – so MyAir gives you up to 10 zones and the power to adjust the airflow to every room. You can control the rest of your home with the same ease, with a tap of the Android icon you can stay in touch with loved ones, search a recipe, play music and watch videos while you cook.





### HOME HUB SMART TABLET

MyAir comes with the choice of a standard 8-inch colour touchscreen, or an optional upgrade to a 10-inch colour touchscreen. Both of these can be used as an Android home hub.



### MYAIR APP

You can control the system from the couch, from work or from the other side of the world. It works with most smartphones and tablets, turning them into additional remote controls.



### CONTROLS MULTIPLE AIR-CONDITIONING UNITS

You can control up to 4 different air-conditioning units from your MyAir touchscreen. It doesn't matter if they are different makes or models.



### ALL MAJOR BRANDS

MyAir controls Daikin, Fujitsu, Panasonic, Mitsubishi Electric, Samsung and more. Visit [advantageair.com.au/support](http://advantageair.com.au/support) for the full list.



### MOTION SENSORS OPTION

Keeps your energy bills low by automatically adjusting the temperature of empty rooms. When you walk back in, the temperature returns to your chosen setting.




### AUSTRALIAN-MADE

Our quality components are locally designed and made to withstand harsh Australian conditions. You have the comfort of a 10-year warranty on ducting and mechanical components, and 5-years on electronics.



### COMPATIBILITY

MyAir control is compatible with Alexa and Google Home.



# Take control with your home hub.

MyAir's colour touchscreen is designed to be a complete home hub. The air-conditioning home screen displays the essentials: whether the system is on or off, set to heating or cooling, the set temperature and fan speed. The touchscreen is permanently powered and fixed to the wall, so it never needs recharging and it never goes missing.

## MyApps

You can now add specialised apps such as Spotify and Sonos, directly into your MyApps tab on your touchscreen. To find out what apps are available please visit the Support page on our website; [advantageair.com.au/support](http://advantageair.com.au/support)



*With MyAir you can add the MyPlace smart home system and MyLights smart lighting for ultimate control of your home.*



# Intuitive tech.

Like all the best tablets, MyAir's touchscreen is simple and intuitive to use.

Our features are also easy-to-use, for example if you tap on Monitors this feature gives you the ability to automatically run "Tasks" when specific weather events occur in your area! The two "Events" you can monitor are suburb temperatures and clear or sunny weather forecasts.

This means you can set your air-conditioning to switch on when a designated temperature is reached in your area or at the time that is right for

your solar, saving you costs on your energy bills.

Away from home? Monitors will also be able to send a notification when an "Event" occurs to your smartphone or tablet, meaning you are always connected and in control of your home.

Monitors can be set to the specified times each day that suit your lifestyle. With up to 20 monitors available on each unit there are plenty of ways to look after your home.



# MyAir App for additional control.

MyAir comes with its own app that effectively turns most smartphones or tablets in your house into a wireless remote control.

The app works from anywhere your device has an internet connection (inside and outside your home Wi-Fi area) on both Apple and Android devices.

Once MyAir is connected to a compatible home Wi-Fi network, you will also be able to access it remotely using your MyAir app from anywhere in the world.

Please visit [advantageair.com.au/support](http://advantageair.com.au/support) for WiFi and smartphone compatibility details.



# Zone control.

For additional comfort you can control the airflow throughout your home using the Zones tab. When you tap on Zones you will easily see the current setting for your zones. You can then increase or decrease the airflow to any room by tapping the + or - button next to it. Rooms with optional Individual Temperature Control sensors will display temperature while others will display the airflow %. We've included a Help button if you should need it.

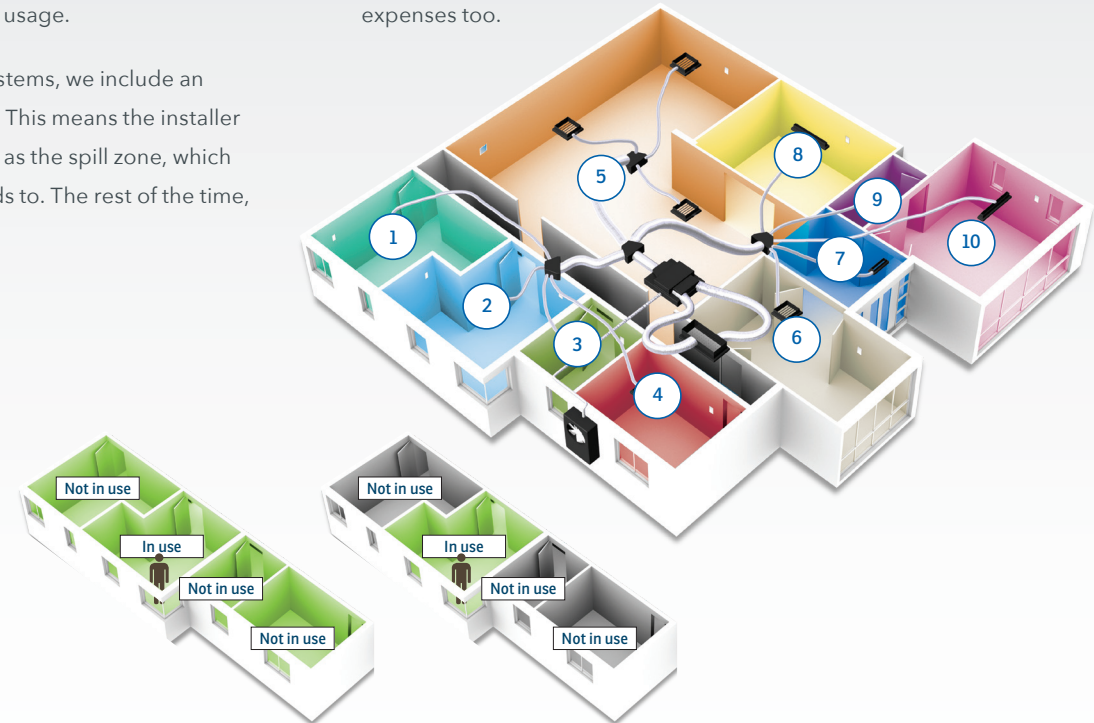


# 10 zones keep energy bills down.

MyAir looks out for your comfort, and your electricity bill, by dividing your home up into a maximum of 10 zones - one for every room. It allows you to heat or cool only the rooms you are using. More zones equals more control over energy usage.

With all our zone systems, we include an electronic constant. This means the installer nominates a zone(s) as the spill zone, which only opens if it needs to. The rest of the time,

you aren't paying to condition a space that you're not using. Conditioning only the areas you want saves you money on your power bill, and may also mean the size of your air-conditioning unit for the home can be smaller, which saves upfront capital expenses too.



## Standard Systems:

If all bedrooms are on one zone, they are all air-conditioned together, even when some are not in use.

## MyAir:

When every room is zoned separately you only air-condition the rooms you are using.

# Control multiple air-conditioners from one screen.

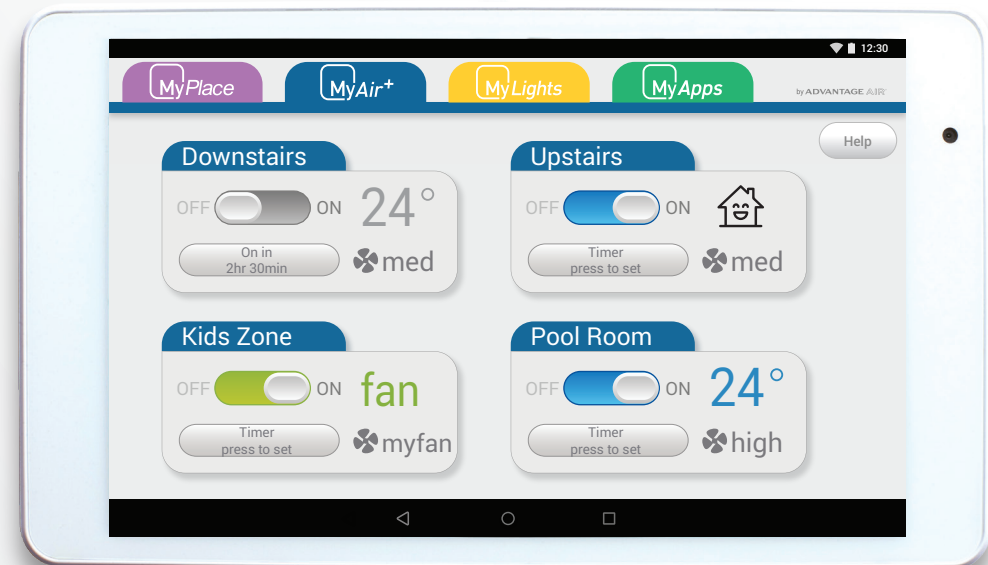
There are many reasons for having multiple air-conditioning units. Perhaps you live in a 2-storey home or a large home with small roof spaces? Maybe you're on a smaller block and want to avoid noise pollution? With MyAir, you can control up to 4 ducted air-conditioning units from your system. It doesn't matter if the units are all different makes - MyAir is compatible with all the leading brands.

Every unit is displayed on the home screen, so you can see the status of each unit at a glance. You can turn each one ON or OFF directly from the home screen. To unlock the full functionality of each system, simply tap the unit name to display more options.

## Scheduling and timers.

Not only can MyAir control up to 4 units from the one touchscreen, the units on the MyAir system can also be scheduled to start and stop by entering a "Scene" on the Scenes screen. Any scene will apply to all units on the relevant MyAir system, i.e. turn them all on/off at the designated time. There are up to 10 scenes available to set, and each scene can be run once per day, on any day of the week.

For situations where you only want one or some of the units to turn on or off, you can use the timer function for each unit to achieve this. Setting a timer is a once-off event and doesn't automatically repeat.



## MYCOMFORT TEMPERATURE CONTROL.

MyComfort is a trio of features aimed at giving you more control over your home's climate – Temperature Control, Mysleep\$aver and MyFan.

There can be huge temperature discrepancies between different rooms in your house, depending on their orientation to the sun and whether they are upstairs or downstairs. With standard systems hot and cold spots are unavoidable as they only have one thermostat, with no option to adjust the airflow to each room.

With MyAir you have the ability to manually send more air to the hotter rooms. However, if you'd prefer everything to be

adjusted automatically, there's individual temperature control (ITC). Each ITC sensor is like a thermostat, they instruct the system to continually adjust the airflow to maintain your selected temperature.

We recommend installing ITC in the hotter rooms or upstairs to ensure they stay the temperature you want.

Temperature Control includes MyTemp and MyAuto features.

For full temperature automation at the touch of a button, you can set MyAuto.



MyAuto is based on a fixed temperature range of 20-24 degrees and will change your air-conditioning mode between cooling and heating to get your zones to this desired range.

MyAuto is perfect for spring or autumn, with warmer temperatures during the day and cold nights.

## MYSLEEP\$AVER.

At night you can choose Mysleep\$aver, this mode will automatically change the mode of your air conditioning system from cooling to fan and continue circulating air through the house from 10pm to 6am. This will save money on your energy bills during those hot summer nights and help reduce noise for your neighbours.



**mysleep\$aver is  
active**

## MYFAN.

This feature allows MyAir to automatically adjust the unit fan speed to help control the airflow throughout your home.



# More choice with MyZone.

On your touchscreen, you may notice one room has a dark grey thermometer symbol next to it. This indicates it has been selected as the MyZone, the room that acts as a thermostat for the system. MyZone can be any room with an ITC sensor, and it gives you more choice and control over how you run your air-conditioning.

For optimum comfort in summer, select the hottest room in your home as MyZone. This ensures every room with ITC will achieve the temperature you have set. The MyZone feature is optional - ask your MyAir Dealer about this feature.

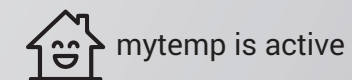


## MYTEMP.

Taking our original MyZone feature to the next level, MyTemp will actively work to achieve the desired temperature of each zone and maintain this temperature throughout the day.

Simply turn your air-conditioner on and let us do the rest, no more adjusting or playing around to get optimal temperatures throughout your entire home.

Once all zones have met the desired temperature, your unit will begin to cycle down to conserve energy.



# Optional.

## Motion sensors automatically save more energy.

Over the course of the day you'll probably move between a few rooms - naturally you'll want the heating or cooling running in all of them. To help you save energy, MyAir comes with the option of motion sensors in the rooms of your choice. When they signal a room has no motion for 10 minutes, the system automatically adjusts the room's target temperature by + or - 1 degree. If the room still has no motion detected for another 10 minutes, the target temperature is adjusted by a further + or - 1 degree. This small change is enough to reduce the room's energy usage by up to 20%. When you re-enter the room it will return to your original target temperature.



No Movement	Energy Saving	Temperature
10 minutes	10%	+1°
20 minutes	20%	+2°

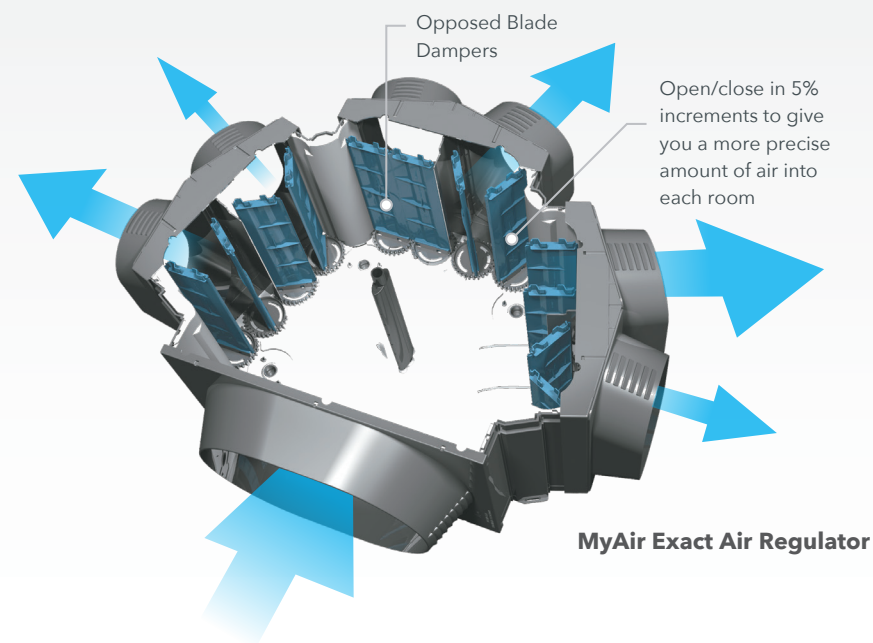
Blue temperature indicates that cooling mode is selected.

# The secret to MyAir's airflow management.

As we couldn't achieve the level of airflow control we were after with conventional dampers, we designed our own: the Exact Air Regulator. Instead of a single scoop it has Opposed Blade Dampers (OBDs). Think of them as a series of double doors that can open and close in 5% increments. These OBDs are the reason MyAir is able to supply air far more

precisely. As the air goes where it is needed, you achieve your preferred temperature as energy efficiently as possible.

The Exact Air Regulator rewards you with smoother, quieter, more even airflow, and rewarded Advantage Air with an Australian Design Mark award for innovation.







## Adding MyPlace is simple.

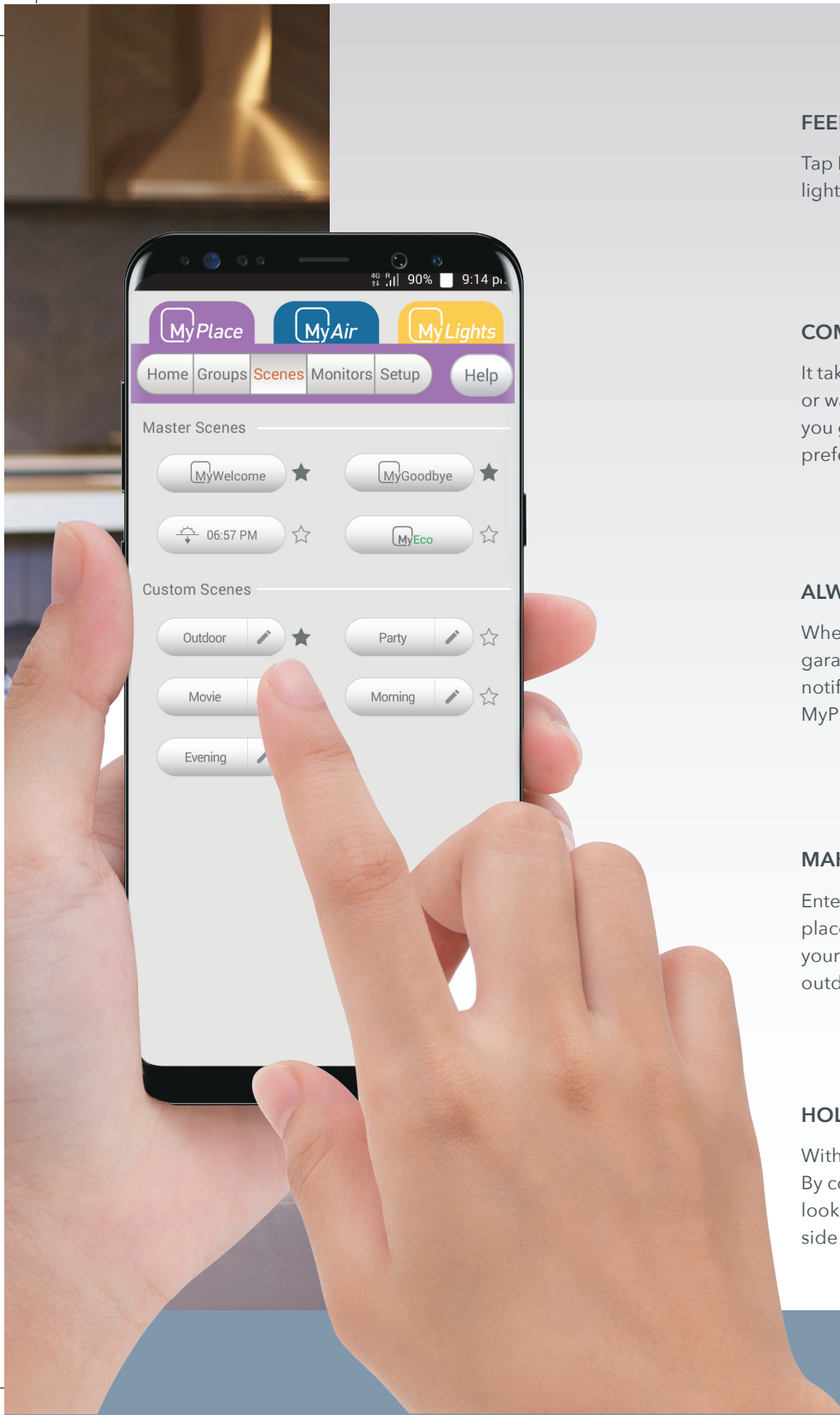
If you already have MyAir, MyPlace can be easily added to the hub that's already installed in your home. It makes smart home technology simple, by working with existing products in your home such as lights, fans, most motorised blinds and your garage door. MyPlace makes life easier, while being

simple and fun to use. Choose from either an elegant slimline 8" or 10" touchscreen.

It's engineered to deliver real functionality that makes everyday life easier. Here are some of the useful ways it can make you feel more comfortable, safer and secure.







## FEEL SECURE

Tap MyWelcome on the MyPlace app to turn on your lights before you get home.



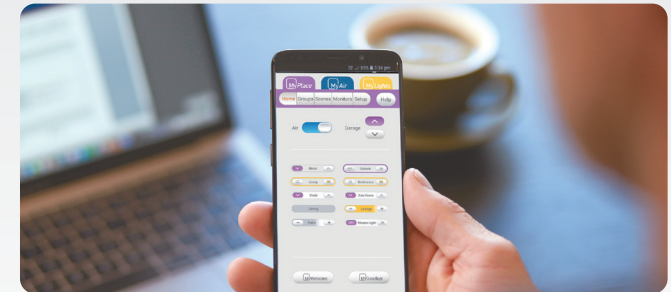
## COME HOME TO COMFORT

It takes time for air-conditioning to effectively cool or warm a house. By using MyPlace to turn it on before you get home, you always arrive home to your preferred temperature.



## ALWAYS LOCK UP

When you're in a rush, it's easy to forget to close the garage door. If it's been left open, MyPlace sends a notification to your smart device. You can then use the MyPlace app to close it with one simple tap.



## MAKE THE OUTDOORS EVEN GREATER

Entertaining alfresco? MyPlace helps you show off your place to its best. With the MyPlace app, you can use your phone to turn on the mozzie light, ceiling fan or outdoor lighting.



## HOLIDAY INSURANCE

With MyPlace, your home always looks occupied. By controlling the lights and blinds, you can make it look like you're home, even when you're on the other side of the world.



## The advantage of Australian-made.

MyAir is designed by Advantage Air, a family-owned Australian company that started out designing and manufacturing innovative ducted air-conditioning. In the last 20 years we have focussed more specifically on smart electronic control systems, including MyAir.

In this time we have earned a reputation for producing reliable, world-class products that make daily life easier and more comfortable. We take pride in designing and creating an Australian product that is world class. To achieve this, we embrace technology and invest heavily in research and development.

Our ingenious engineers have developed numerous industry firsts and earned us a number of patents, registered designs and design awards in the process. We are committed to quality and where possible, make our components in Australia.

Our consumer support centre is also based in Australia, so you'll always receive friendly, local support when you contact MyTeam.

## Consumer support.

At Advantage Air we are committed to the quality and user experience of our products, which is why we have our own consumer support centre. Whether it is to step you through an app update, assist with getting your MyAir and your WiFi talking to each other, or just to go over how to get the most out of your system, we are here to help. You can take comfort in the fact that it is staffed internally, not outsourced, assuring the quality of advice and service you will receive.


## Compatibility.

For details on compatible phones and devices please visit our website; [www.advantageair.com.au/support](http://www.advantageair.com.au/support)

Note: Although most apps and routers work with our touchscreens there will be some that are not compatible. Please let us know if you have issues so that we can assist where possible.

## Activation code.

MyAir has an activation feature. A code may be required from your installer to activate your system after 21 days.







## Peace of mind warranty.

Advantage Air components are well known in the industry for their quality, precision, strength and durability. To prove our confidence, we provide a;

- 10-year warranty on all ducting and mechanical components
- 5-year warranty on all electronic controls.



## ADVANTAGE AIR®

[www.advantageair.com.au/myair](http://www.advantageair.com.au/myair)

### Australia

#### Perth

Advantage Air AUST Pty Ltd  
115 Vulcan Road, Canning Vale  
Western Australia 6155

**T:** +61 8 6253 0100

**F:** +61 8 9456 5688

**E:** [contact@advantageair.com.au](mailto:contact@advantageair.com.au)

#### Osborne Park Showroom

391 Scarborough Beach Rd,  
Osborne Park  
Western Australia 6017

**T:** +61 8 6253 0150

**F:** +61 8 9456 5688

**E:** [contact@advantageair.com.au](mailto:contact@advantageair.com.au)

#### Brisbane

Advantage Air (QLD) Pty Ltd  
359 Fison Avenue East, Eagle Farm,  
Queensland 4009

**T:** +61 7 3623 2600

**F:** +61 7 3268 2366

**E:** [brisbane@advantageair.com.au](mailto:brisbane@advantageair.com.au)

#### Sydney

Advantage Air (NSW) Pty Ltd  
7/10 Anella Avenue, Castle Hill,  
New South Wales 2154

**T:** +61 2 9030 0030

**E:** [sydney@advantageair.com.au](mailto:sydney@advantageair.com.au)

### South Africa

#### Johannesburg

Advantage Air Africa CC  
8 Director Road, Spartan  
Kempton Park 1619

PO Box 3573

Edenvale 1610

**T:** +2711 201 0600

**F:** +2711 450 4317

**E:** [sales@advantageair.co.za](mailto:sales@advantageair.co.za)

#### Cape Town

Advantage Air  
Unit 14 & 15 Drill Park,  
Drill Avenue, Montague Gardens  
Cape Town 7441

PO Box 60881 Tableview,  
Cape Town 7439

**T:** +2721 5518 411 / 5518 312

**F:** +2721 5518 402

**E:** [sales@advantageair.co.za](mailto:sales@advantageair.co.za)

#### Durban

Advantage Air KZN Pty Ltd  
Unit 1, Bella Vista Estate,  
90 Corobrik Road,  
Riverhorse Valley 4017

PostNet Suite 179

Private Bag X04

Dalbridge Durban 4014

**T:** +2731 579 4615

**F:** +2731 579 3903

**E:** [sales@advantageair.co.za](mailto:sales@advantageair.co.za)